


NATIONAL FOOTBALL MUSEUM VISITING GUIDE



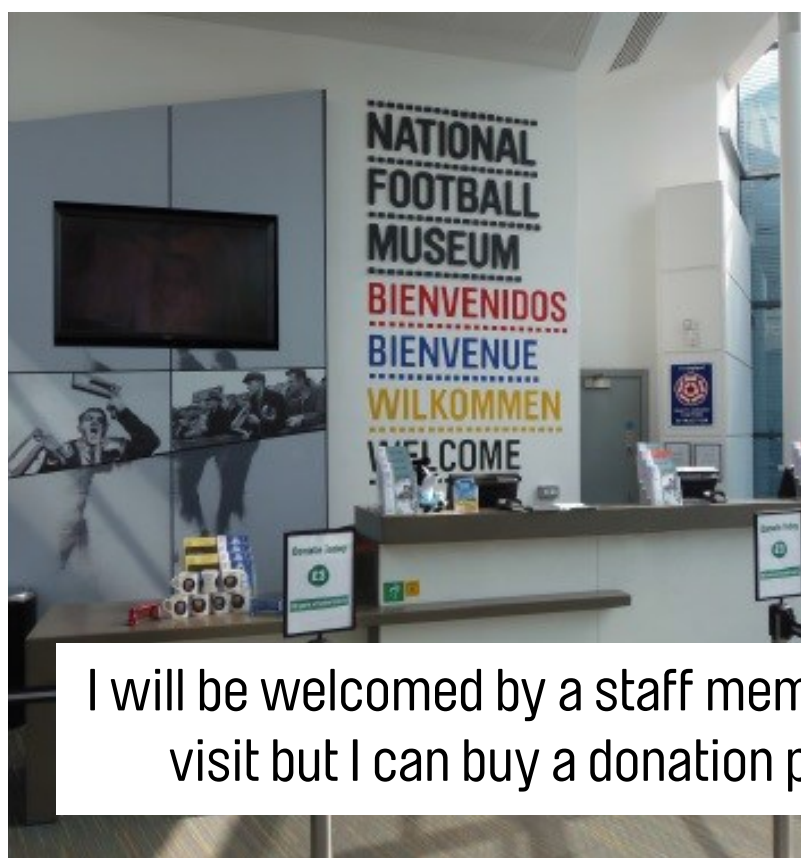
THE STEPS I MAY TAKE WHEN I VISIT THE NATIONAL FOOTBALL MUSEUM



THE STEPS I MAY TAKE WHEN I VISIT THE NATIONAL FOOTBALL MUSEUM

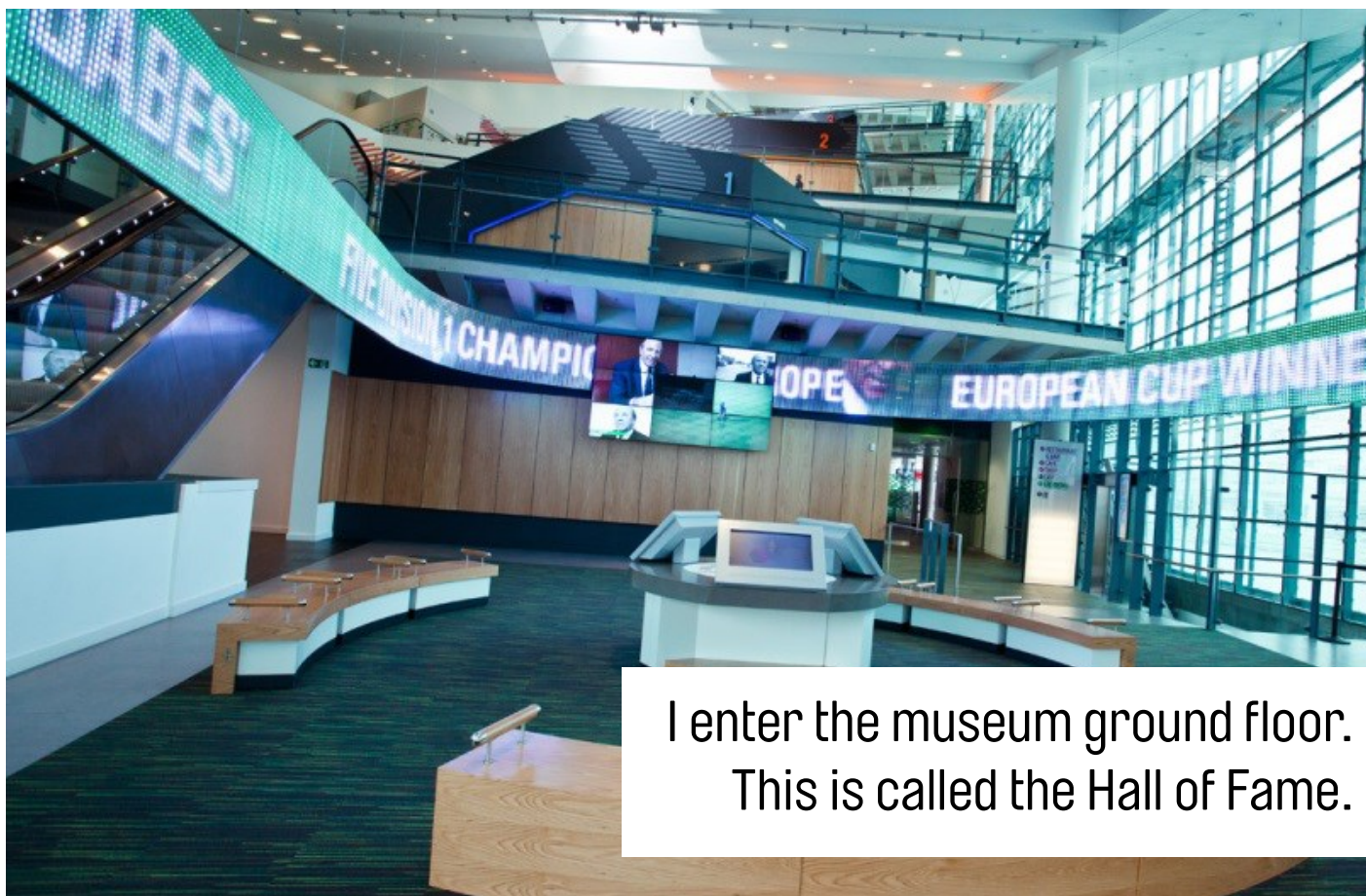


I go through the museum entrance.



I will be welcomed by a staff member. The museum is free to visit but I can buy a donation pack or visitor guide if I like.

THE STEPS I MAY TAKE WHEN I VISIT THE NATIONAL FOOTBALL MUSEUM



I enter the museum ground floor.
This is called the Hall of Fame.




I might see one of the museum volunteers.

THE STEPS I MAY TAKE WHEN I VISIT THE NATIONAL FOOTBALL MUSEUM



Here is the museum's Hall of Fame display.



To get to Level 1 I can take the escalator, stairs or lift.

THE STEPS I MAY TAKE WHEN I VISIT THE NATIONAL FOOTBALL MUSEUM



Level 1 starts with a sculpture of a footballer
by an artist called Pablo Picasso.

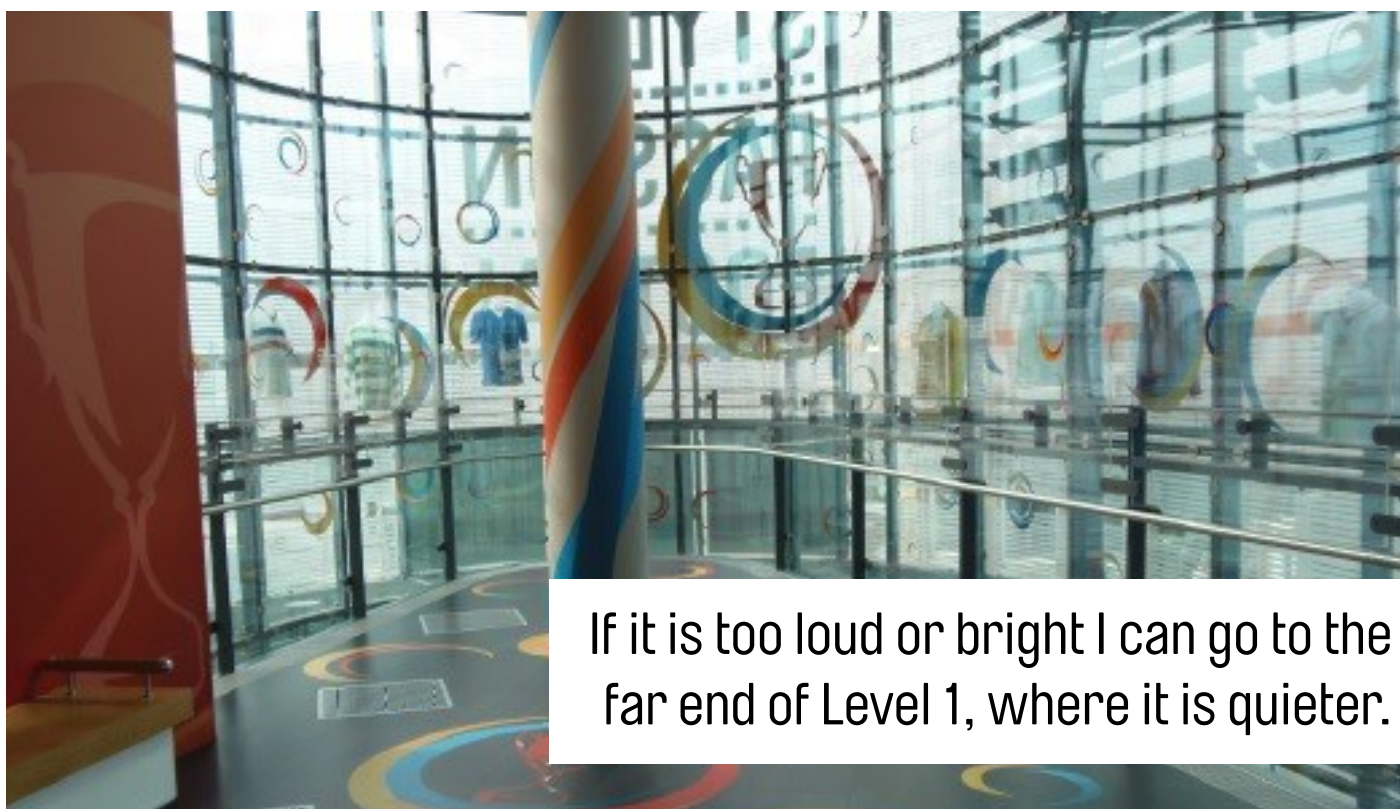


Level 1 has plenty to explore.

THE STEPS I MAY TAKE WHEN I VISIT THE NATIONAL FOOTBALL MUSEUM



Level 1 has plenty to explore.



If it is too loud or bright I can go to the far end of Level 1, where it is quieter.

THE STEPS I MAY TAKE WHEN I VISIT THE NATIONAL FOOTBALL MUSEUM



Level 1 has a cinema. It has a large curved screen and seating



On Level 1,
there are two
toilets. They both
have separate
sinks.

THE STEPS I MAY TAKE WHEN I VISIT THE NATIONAL FOOTBALL MUSEUM



On Level 2, there are lots of games to play. These games are called **Football Plus +** and I can buy tickets for them.

THE STEPS I MAY TAKE WHEN I VISIT THE NATIONAL FOOTBALL MUSEUM




Some of the games feature flashing lights and can be loud.




Museum Assistants can help with the
Football Plus + interactives.

THE STEPS I MAY TAKE WHEN I VISIT THE NATIONAL FOOTBALL MUSEUM

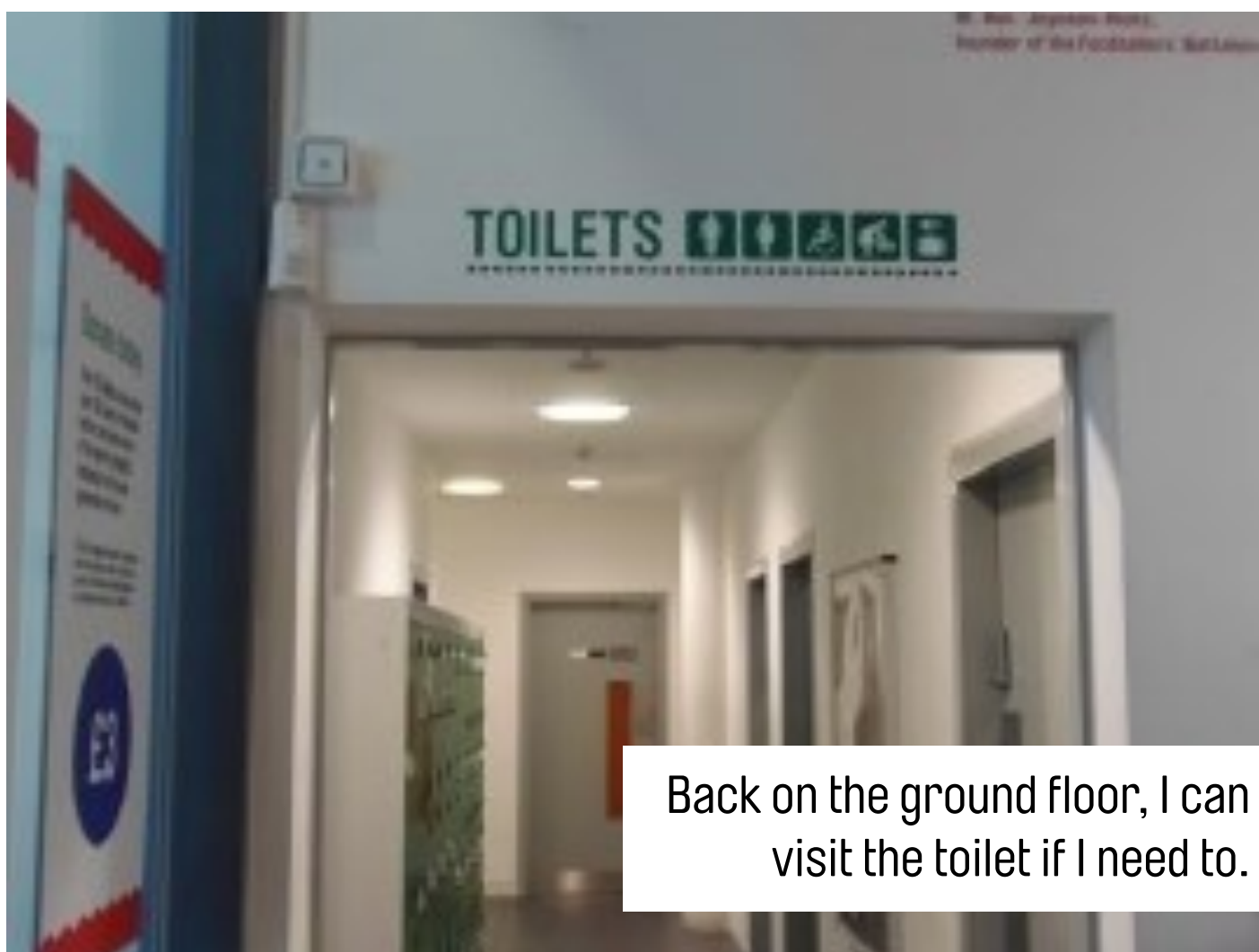


Some of the interactive games on Level 2 are free to play.



If I need to, I can visit the Discovery Zone on Level 2, where it is quieter.

THE STEPS I MAY TAKE WHEN I VISIT THE NATIONAL FOOTBALL MUSEUM



THE STEPS I MAY TAKE WHEN I VISIT THE NATIONAL FOOTBALL MUSEUM



Before I leave, I can visit the shop.



I can visit the museum café if I am hungry.

THE STEPS I MAY TAKE WHEN I VISIT THE NATIONAL FOOTBALL MUSEUM



Here is the exit when I want to leave the museum.

THE STEPS I MAY TAKE WHEN I VISIT THE NATIONAL FOOTBALL MUSEUM



I MIGHT SEE:

Lots of people, some wearing museum uniform

Thousands of football artefacts and objects

Football trophies

Football shirts

Statues

Artworks

Donation boxes

Table football and arcade games

Interactive touch screens

A big TV screen

Lots of signs with words and pictures on

Benches and chairs

Pickles, the National Football Museum mascot



I MIGHT HEAR:

People talking, shouting or laughing

Football crowd noises

Music and football commentary

Films being played

People playing football

THE STEPS I MAY TAKE WHEN I VISIT THE NATIONAL FOOTBALL MUSEUM



I MIGHT TOUCH: I MIGHT TASTE: I MIGHT SMELL:

Interactive touch
screens

Old footballs, boots,
shirts and rattles

The button for each floor
of the lift

The escalator handrail

The museum's Football
Plus+ interactives

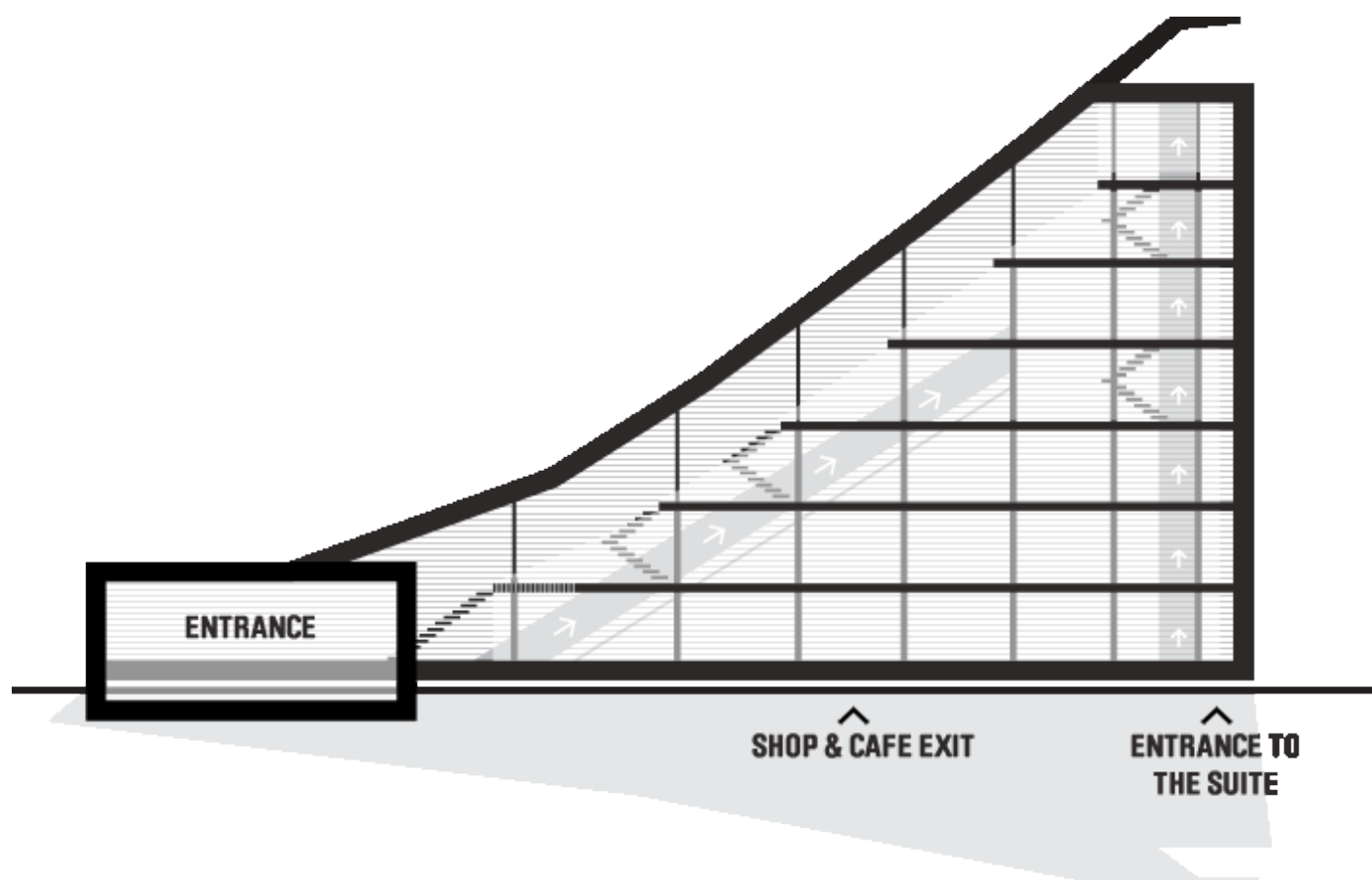
Food in Café Football

Sweets from the
museum shop

Food in Café Football

Our football changing
room smell boxes

THE STEPS I MAY TAKE WHEN I VISIT THE NATIONAL FOOTBALL MUSEUM



FURTHER INFORMATION

For more information, please contact:

Telephone: **0161 8718 176**

Email: **groups@nationalfootballmuseum.com**

Twitter: **@NFM_learn**

Website: **www.nationalfootballmuseum.com**